

Accessories for reinforcement of external render



Reinforcing mesh

4x4mm alkali-resistant acrylic-coated flexible fibreglass mesh. For reinforcing DuraPuds 710 on weak, unstable surfaces prone to cracking. Apply render in 3 - 4 mm thickness. Embed reinforcing mesh into wet basecoat render using a flat trowel.

Apply second coat of render on the following day at the earliest and subsequently rub or smooth to finish surface.


Fibreglass mesh should overlap with approx. 10 cm.

Coverage: 1.1 metre mesh per m².

Mesh size: 4x4 mm

Width: 110 cm

Length: Roll with 50 m.




Corner profiles

Flexible corner profile

For reinforcement of corners, around openings such as door - and window reveals.

Size: 100x100 mm.

Length: Roll with 25 m.



Stop profiles

Flexible stop profile

For horizontal installation along the lower edge of wall surfaces.

Render thickness: 3 mm.

Height: 100 mm.

Length: 2 m.



Bottom profile – Alu

Plastic stop profile with double-sided tape for fixation during installation. Used for aluminium start rails and façade insulation with mineral wool or EPS.

Ensures water is led away from the surface and prevents capillary suction.

Provides an elegant footing and finish along the foundations.

Render layer thickness: 6 - 8 mm

Length: 2.5 m (Alfix product no. 8611 or 8618)

Quantity per pack: 50 pcs



Starting angle - Flex

Plastic angle profile for mounting on the wall where the façade insulation starts. Suitable for EPS and mineral wool. Mounting with Alfix Impact anchors.

Supplied in two sizes:

- 50 mm angle for insulation thickness: 50 - 90 mm (Alfix product no. 8609 or 8616)


Length: 2 m

Quantity per pack: 15 pcs incl. corner pieces, connection pieces and connection pins

- 100 mm angle for insulation thickness: 100 - 150 mm (Alfix product no. 8610 or 8617)

Length: 2 m

Quantity per pack: 15 pcs incl. corner pieces, connection pieces and connection pins



Bottom profile Flex

Plastic angle profile with stop profile and reinforcement netting for installation on façade insulation together with Alfix starting angle - Flex. For installation in Alfix DuraPuds 810 as a finish along the edge of the foundations. Requires 20 mm overlap.

Ensures water is led away from the surface and prevents capillary suction.

Provides an elegant footing and finish with the foundations.

Render layer thickness: 6 - 8 mm

Size: 60 x 100 mm

Length: 2 m (Alfix product no. 8608 or 8615)


Quantity per pack: 25 pcs





Impact anchor

Impact anchor for installation of Alfix starting angle on concrete, masonry and lightweight concrete.
Drill diameter: 8 mm. Drill depth: 80 mm.
No. required: 4 pcs per 2 m length of Alfix starting angle Flex
Size: 8 x 80 mm
Quantity per pack: 100 pcs (Alfix product no. 8612)



Adjustment blocks

Plastic adjustment blocks for regulating uneven surfaces when installing Alfix starting angles Flex.
Used in conjunction with Alfix impact anchors to facilitate the installation of Alfix starting angles Flex on uneven surfaces.
Size: 50 x 50 mm
Supplied in two thicknesses:
2 mm (brown - Alfix product no. 8619) and 4 mm (green - Alfix product no. 8620).
Quantity per pack: 50 pcs



Thermal plug

Façade plug with deformation zone for fitting insulation. Does not form thermal bridges and does not require the subsequent fitting of insulation plugs.
Materials: Polyethylene anchor with accompanying plastic pin made of fibre-glass-reinforced polyamide.
Approved in accordance with Etag 0114.
Surface: Concrete, masonry and lightweight concrete



Suspension plug EPS

For suspending smaller items on the façade, e.g. lamps.
Max. 5 kg per plug
Quantity per bag: 10 pcs (Alfix product no. 8622)

Technical enquiries

Produktinfo:

- Alfix DuraPuds 615
- Alfix DuraPuds 703
- Alfix DuraPuds 710
- Alfix DuraPuds 804
- Alfix DuraPuds 810
- Alfix DuraPuds 830

In cases of doubt, please contact our Technical Service department.
For the most up-to-date version of this data sheet, please visit alfix.com.